


Aluminum High Capacity Single Point Load Cell



FEATURES

- Capacities 50 - 635kg
- Aluminum construction
- Single point 600 x 600mm platform
- OIML R60 approved
- IP66 protection
- Available with metric threads

OPTIONAL FEATURES

- EEx ia IIC T4 hazardous area approval

DESCRIPTION

Model 1263 is a high performance, high capacity single point load cell designed for direct mounting of large weighing platforms.

The rugged construction offers high immunity to side forces making it suitable for a wide range of weighing applications, including bench scales, check weighing and process weighing.

A special humidity resistant protective coating assures long term stability over the entire compensated temperature range.

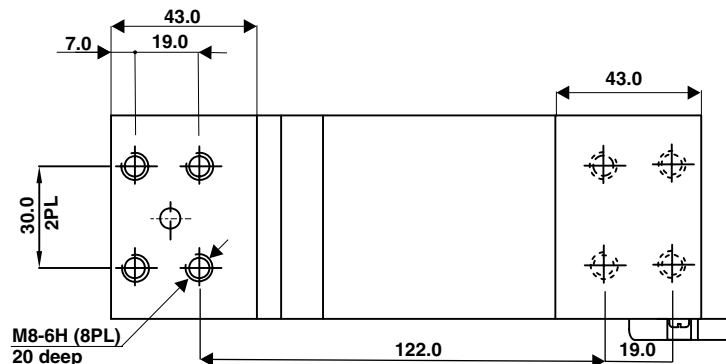
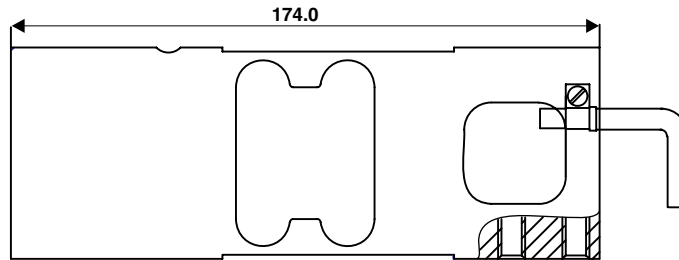
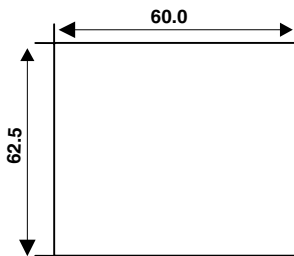
The 1263 provides scale manufacturers with a high accuracy low cost sensor to meet today's needs.

APPLICATIONS

- Large platform scales
- Hanging scales
- Check weighing

OUTLINE DIMENSIONS in millimeters

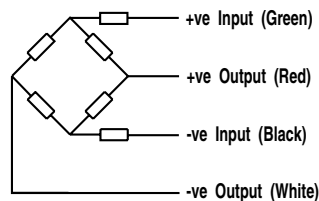
All dimensions in mm



SPECIFICATIONS

PARAMETER	VALUE		UNIT
Rated capacity-R.C. (E_{max})	50, 100, 150, 200, 250, 300, 500, 635		kg
NTEP/OIML Accuracy class	Non-Approved	C3*	
Maximum no. of intervals (n)	1000	3000	
$Y = E_{max}/V_{min}$	2000	15000	Maximum available
Rated output-R.O.	2.0		mV/V
Rated output tolerance	0.2		±mV/V
Zero balance	0.2		+mV/V
Zero Return, 30 min.	0.050	0.0170	±% of applied load
Total Error	0.0300	0.0200	±% of rated output
Temperature effect on zero	0.0100	0.0023	±% of rated output/°C
Temperature effect on output	0.0030	0.0010	±% of applied load/°C
Eccentric loading error	0.0050	0.0033	±% of rated load/cm
Temperature range, compensated	-10 to +40		°C
Temperature range, safe	-20 to +70		°C
Maximum safe central overload	150		% of R.C.
Ultimate central overload	300		% of R.C.
Excitation, recommended	10		Vdc or Vac rms
Excitation, maximum	15		Vdc or Vac rms
Input impedance	415±15		Ohms
Output impedance	350±3		Ohms
Insulation resistance	>2000		Mega-Ohms
Cable length	1.5		m
Cable type	4 wire, PVC, single floating screen		Standard
Construction	aluminum		
Environmental protection	IP66		
Platform size (max)	600 x 600		mm
Recommended torque	Up to 300kg: 25.0 Above 300kg: 30.0		N*m

* 50% utilization

Wiring Schematic Diagram

VISHAY TRANSDUCERS (VT) SALES OFFICES

VT Americas
 City of Industry, CA
 PH: +1-626-858-8899
 FAX: +1-626-332-3418
 vt.us@vishaymg.com

VT Netherlands
 Breda
 PH: +31-76-548-0700
 FAX: +31-76-541-2854
 vt.nl@vishaymg.com

VMG UK
 Basingstoke
 PH: +44-125-646-2131
 FAX: +44-125-647-1441
 vt.uk@vishaymg.com

VMG Israel
 Netanya
 PH: +972-9-863-8888
 FAX: +972-9-863-8800
 vt.il@vishaymg.com

VMG Germany
 Heilbronn
 PH: +49-7131-3901-260
 FAX: +49-7131-3901-2666
 vt.de@vishaymg.com

VT China
 Tianjin
 PH: +86-22-2835-3503
 FAX: +86-22-2835-7261
 vt.prc@vishaymg.com

VMG France
 Chartres
 PH: +33-2-37-33-31-20
 FAX: +33-2-37-33-31-29
 vt.fr@vishaymg.com

VT Taiwan*
 Taipei
 PH: +886-2-2696-0168
 FAX: +886-2-2696-4965
 vt.roc@vishaymg.com
 *Asia except China



Disclaimer

All product specifications and data are subject to change without notice.

Vishay Intertechnology, Inc., its affiliates, agents, and employees, and all persons acting on its or their behalf (collectively, "Vishay"), disclaim any and all liability for any errors, inaccuracies or incompleteness contained herein or in any other disclosure relating to any product.

Vishay disclaims any and all liability arising out of the use or application of any product described herein or of any information provided herein to the maximum extent permitted by law. The product specifications do not expand or otherwise modify Vishay's terms and conditions of purchase, including but not limited to the warranty expressed therein, which apply to these products.

No license, express or implied, by estoppel or otherwise, to any intellectual property rights is granted by this document or by any conduct of Vishay.

The products shown herein are not designed for use in medical, life-saving, or life-sustaining applications unless otherwise expressly indicated. Customers using or selling Vishay products not expressly indicated for use in such applications do so entirely at their own risk and agree to fully indemnify Vishay for any damages arising or resulting from such use or sale. Please contact authorized Vishay personnel to obtain written terms and conditions regarding products designed for such applications.

Product names and markings noted herein may be trademarks of their respective owners.