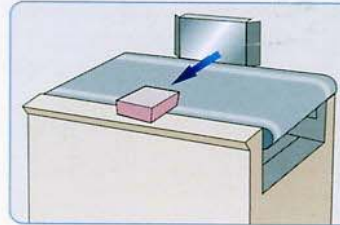


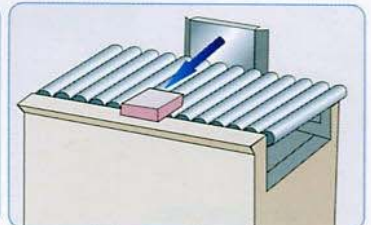
FAC5300-W363



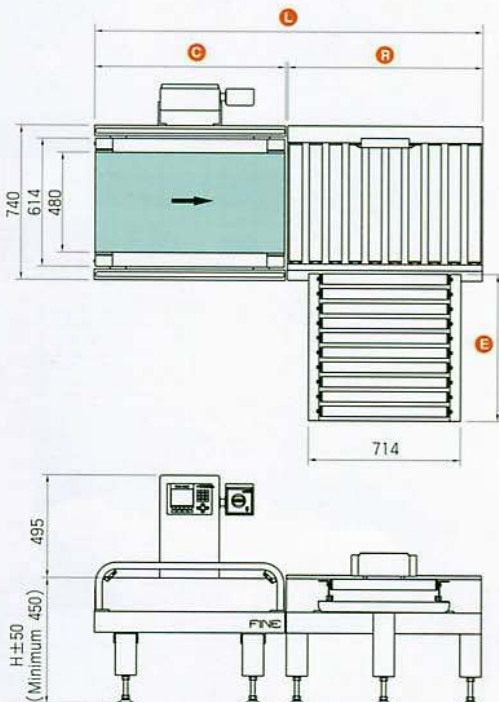
R563 Pusher on Belt



R663 Pusher on Roller



Dimension ※ Pusher on Roller Rejector (Unit:mm)



- C** 900/1100mm
- L** C + R + 10mm
- R** 914/1100mm
- E** 700/980mm

Specification

Model		FAC5300-W363	
Max.Capacity		30kg	
Weigh Range		200g~30kg	
Optimum Accuracy ^(*)		±10g	
Digit		5g	
Max. Weigh Speed ^(*)		45ea./min.	35ea./min.
Belt Speed		17~42M/min.	
Product Dimension	Width	30~500mm	30~500mm
	Length	240~800mm	240~1000mm
	Height	30~500mm	30~500mm
Zero Adjustment		Running : Auto ZERO Tracking Stopping : ZERO Key	
Item Memory		Max.50 items	
Printer(Optional)		FS-6026	
Main Body Weight		Aprox.180kg	
Applicable Rejectors		R563 Pusher on Belt R663 Pusher on Roller	

^{*} Optimum Accuracy can be different according to the product conditions.
^{*} Max.Weighing Speed can be different according to the product dimension and Conveyor Speed.