

"MCWL" SERIES SUSPENDED CRANE SCALES



Light and reliable portable crane scale, with Peak, Hold or Totalizer function, internal battery with extractable drawer, easily replaceable and with long life. Fitted with approved shackles, infrared remote control, and case. The **TRIPLE AUTOMATIC READING RANGE** gives top accuracy for the lower weight values. Available also in CE-M approved version. Fitted with test certificate obtained with sample weights.

MAIN FEATURES

- 25 mm LCD display easily visible also in low temperatures.
- Fitted with galvanised shackles.
- Precision: +/- 0.03% F.S.
- Waterproof keyboard with 4 keys: ON/OFF ZERO/ SELFWEIGHED TARE, F1, F2.
- Fitted with remote control for up to a distance of 8m. The remote control may be configured by the customer as automatic tare only or as a 4-key remote keyboard.
- Configuration and calibration from PC (**easy connection through the 9 pin connector** on the lower part of the case) using the LCSTOOL utility.
- User calibration from keyboard.
- Operating temperature: -10 /+40 °C.
- Programmable digital filter and auto switch-off.
- Fitted with 9v alkaline battery (non rechargeable), with 35-hour operating time of continuous functioning (or up to 3 months of typical non-continuous use, thanks to the auto switch-off function).
- Fitted with storage case with dimensions of: 41x26x24 cm.
- Weight of the storage case with crane scale:
 - MCWLT1M: 8 kg
 - MCWLT6/MCWLT6M: 10 kg

SELECTABLE FUNCTIONS

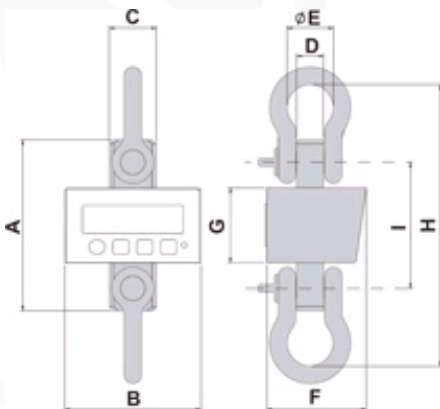
- **High Resolution Weighing x 10**
- **Net/Gross**
- **PEAK** (maximum detected value)
- **Totalization**
- **HOLD** (lock of displayed weight)

NOTES

- **WARNING: THE NOMINAL LOAD OF THE HOOK AND CONNECTION RING MUST BE EQUAL OR MORE THAN THE MAXIMUM LOAD WHICH CAN BE APPLIED TO THE SCALE.**

	A	B	C	D	E	F	G	H	I
MCWLT1M / T6 / T6M	214	171	59	33	58	125	94	353	158

dimensions in mm



MCWLT6 / MCWLT1M / MCWLT6M

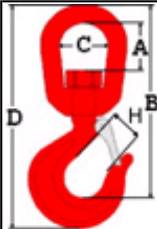
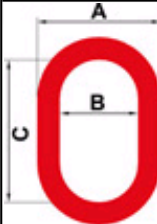
Versions available

Code	Max Capacity kg	Division kg	CE-M Division kg
MCWL600	150 / 300 / 600	0,05 / 0,1 / 0,2	
MCWLT6	1500 / 3000 / 6000	0,5 / 1 / 2	
MCWLT1M M	200 / 500 / 1000		0,2 / 0,5 / 1
MCWLT6M M	1500 / 3000 / 6000		1 / 2 / 5

Accessories

Code	Description
GG1T5	Swivelling bottom hook with safety lock 1.5 t
GG7	Swivelling bottom hook with safety lock 7 t
GG15	Swivelling bottom hook with safety lock 15 t
CA2	Connection ring 2.5 t
CA8	Connection ring 8 t
CA15	Connection ring 15 t
TECMAN	Printed technical manual (free, if downloaded from the web) NET PRICE
UMAN	Printed user manual (free, if downloaded from the web) NET PRICE

MEASUREMENTS OF HOOKS AND RINGS IN MM

	Codice	A	B	C	D	H
	GG1T5	53	164	47	207	25
	GG7	82	266	77	338	57
	CA2	86	60	110		
	CA8	152	100	180		
	CA15	174	110	200		



Fitted with storage case

Dini Argeo S.r.l.

Copyright 2002-2008 - All Rights Reserved -

www.diniargeo.com

[Privacy Policy](#)



SALES AND TECHNICAL ASSISTANCE SERVICE



Weightronic Technology Ltd.

G/F., 34 Nam Cheong Street,
Sham Shui Po., Kln., Hong Kong.
Tel: (852) 2381 8818 Fax: (852) 2391 9919
Email: sales@weightronic.com
[http:// www.weightronic.com](http://www.weightronic.com)

IMCW807V01-NEN

DINI AR GEO S.R.L.
Sede / Head Office

Via della Fisica, 20
41042 Spezzano di Fiorano
Modena - ITALY
Tel.+39 0536 843418
Fax+39 0536 843521
info@diniargeo.com

DIVISIONE PESE A PONTE
DINI AR GEO WEIGHBRIDGES

Via della Industria Nord
45030 Calto
Rovigo - ITALY
Tel. +39 0425 804097
Fax +39 0425 804842

SERVICE ASSISTANCE
ITALY

Via dell'Elettronica, 18
41042 Spezzano di Fiorano
Modena - ITALY
Tel. +39 0536 921784
Fax +39 0536 926654
service@diniargeo.com

SERVICE ASSISTANCE
Dini Argeo GmbH - Germany

Hauptstrasse, 2
74889 Sinsheim
Germany
Tel. +49-7261-405380
Fax +49-7261-4053899
info.de@diniargeo.com